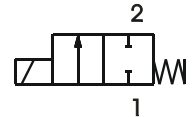


**2/2 way solenoid valve normally closed or normally open**

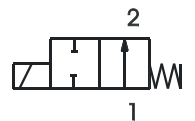
**type 35, stainless steel body AISI303  
direct operated, DN 1,5 – 4 mm, G1/4**



normally closed NC



normally open NO



SPECIFICATION	
<b>general</b>	
type of construction	2/2-poppet valve, normally closed NC or normally open NO, coil 360° rotatable, stainless steel nozzle with wider contact face for lower surface pressure
operator	solenoid, or by manual override
ports	G1/4
ambient temperature	-20°C to +50°C, higher allowed ambient temperatures on request
fluid temperature	dependent on sealing material and coil
viscosity	max. 37 mm <sup>2</sup> /s (cst) or 5° E
material	Body and tube: AISI 303 Inner parts: stainless steel AISI 430 FR Sealing: see type selection
mounting	installation into fixed piping systems or by use of 2 threads on the bottom side
installation	in any position, preferable vertical fixed solenoid coil
unit of supply	without connector
<b>electrical data</b>	
voltage	DC voltage or AC voltage
standard voltage	24V DC, 24V AC, 230V AC
special voltage on request	6V-200V DC, 12V-240V, 50Hz or 60Hz
acceptable voltage tolerance	+/- 10%
power consumption	see specifications at solenoid coils
coil type	temperature class F (155°C), winding class H (180°C), coil E3 temperature class H
duty cycle	100% ED (DB), continuous operation
protection class	IP65 according DIN EN 60529 (DIN 40050) with correctly mounted connector
<b>pneumatic – hydraulic</b>	
flow medium	all liquids and gases, which don't attack the used material
max. body housing pressure	PN 100 (bar) up to DN 4mm
response time	depending on operating pressure and fluid
special equipment on request	coil type with cable, coils for temperature class H (180°C), higher differential pressure

E & OE: We reserve the right to change design, dimensions or materials without notice.

type 35A, normally closed											
type * (order-nr. )	NW DN (mm)	ports	maximum differential pressure in bar **								kv-value (m³/h)
			coil E1AA		coil E2AA		coil E3AE		coil F1AA		
			~ (50Hz)	= (DC)	~ (50Hz)	= (DC)	~ (50Hz)	= (DC)	~ (50Hz)	= (DC)	
35A-2.15-A...	1,5	G 1/4	50	70	80	100	100	100			0,08
35A-2.20-A...	2,0		30	30	55	70	80	90			0,13
35A-2.25-A...	2,5		20	20	30	35	50	60	60	80	0,19
35A-2.30-A...	3,0		10	10	18	25	35	35	50	60	0,25
35A-2.35-A...	3,5				14	16	20	25	28	36	0,30
35A-2.40-A...	4,0				12	12	16	16	20	25	0,37

\* Type designation (order-nr.) must be completed with sealing material, short circuit ring, coil and supply voltage. (see order code)

\*\* At DC voltage all pressure specifications apply to a fluid temperature up to 80 °C. At higher fluid temperatures, the maximum differential pressure will be reduced by 0,4% / °C. All specifications refer to fluids with a maximum viscosity of 37 cst. (5°E). Higher viscosities cause extended response time and need a special specification of the valve.

sealing material	Code	fluid temperature	applicable for	standard voltage	Code
NBR (Perbunan)	<b>C</b>	max. 80°C	neutral gases and liquids	24V = DC	<b>02400</b>
EPDM	<b>F</b>	max. 120°C	hot water, steam, not for oil and grease	24V ~ (50Hz)	<b>02450</b>
PTFE***	<b>T</b>	max. 150°C	acids and alkaline solution, steam	230V ~ (50Hz)	<b>23050</b>
FPM	<b>W</b>	max. 130°C	oil, petrol, oxygen, acids and bases		

\*\*\* Please keep in mind valves with PTFE seat seal have a leakage up to 1,35cm³/min, especially for low pressures. If the pressure raises the leakage is sinking.

coil power consumption at 20 °C, protection class, interface					
coil type	inrush power ~ (50Hz) VA	rated power ~ (50Hz) VA	power = (DC) (W)	protection class with/without connector	interface
E1AA*	32	14	12	IP65 / IP00	Connector DIN EN 175301-803 (DIN 43650) type A
E2AA*	42	17	17	IP65 / IP00	Connector DIN EN 175301-803 (DIN 43650) type A
E3AE*	70	32	27	IP65 / IP00	Connector DIN EN 175301-803 (DIN 43650) type A
F1AA*	70	35	27	IP65 / IP00	Connector DIN EN 175301-803 (DIN 43650) type A

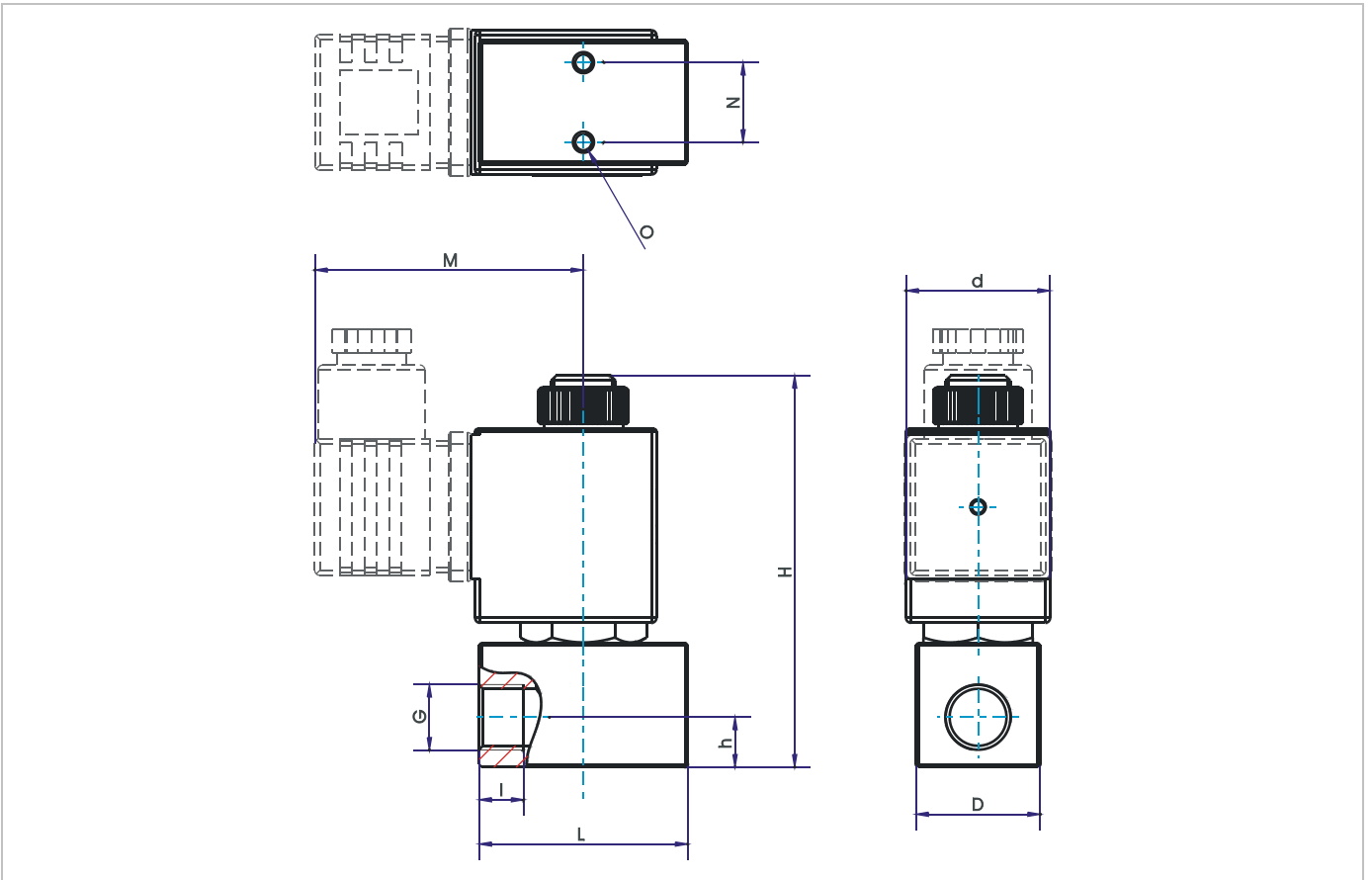
\*...For fluid temperatures higher than 120°C, a temperature class H coil is required.

ORDER CODE	35 B - 2 W 40 F Z - A E1AA 02400						
	type	function	ports	seal material	nominal size seat	stroke compensation spring	throw off spring
type	type 35, body and medium contacting parts stainless steel AISI 303						
function	A = normally closed, B = normally open						
ports	2 = G 1/4, 3 = G 3/8						
seal material	C = NBR (Perbunan), F = EPDM, W = FPM, T=PTFE						
nominal size seat	15 = 1,5 mm, 20 = 2,0 mm, 25 = 2,5 mm, 30 = 3,0 mm, 35 = 3,5 mm, 40 = 4,0 mm						
throw off spring	only normally open – see specific type						
stroke compensation spring	Z = only normally open						
short circuit ring	A = copper short circuit ring, X = without short circuit ring						
coil type	see specifications of the particular coil						
supply voltage	always 5-digit, see code of standard voltage						

type 35B, normally open				
type * (order-nr. )	NW DN (mm)	ports	maximum differential pressure in bar **	kv-value (m <sup>3</sup> /h)
35B-2.15CZ-.E3AE ...	1,5	G1/4	85	0,08
35B-2.20CZ-.E3AE ...	2,0		45	0,13
35B-2.25CZ-.E3AE ...	2,5		30	0,19
35B-2.30CZ-.E3AE ...	3,0		25	0,25
35B-2.35DZ-.E3AE ...	3,5		18	0,30
35B-2.40DZ-.E3AE ...	4,0		15	0,37

\* Type designation (order-nr.) must be completed with sealing material, short circuit ring, coil and supply voltage. (see order code)

\*\* Higher differential pressures on request.



Dimension table for type 35 in mm, weight approx. in g

G	coil	N	O	H		M	d	h	l	L	D	Weight (g)	
				35A-	35B-							35A-	35B-
G 1/4	E1	16	M4	79	85.5	55	30	10	9	42	25	333	353
	E2					57	35					399	419
	E3					56	36					419	439
	F1					90	98					57	38