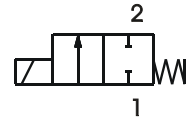


2/2 way solenoid valve normally closed or normally open

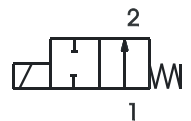
type 34, stainless steel body AISI303
direct operated, DN 1,5 – 10 mm, G1/4 – G3/8



normally closed NC



normally open NO



SPECIFICATION	
general	
type of construction	2/2-poppet valve, normally closed NC or normally open NO, coil 360° rotatable
operator	solenoid, or by manual override
ports	G1/4 – G3/8
ambient temperature	-20°C to +50°C, higher allowed ambient temperatures on request
fluid temperature	dependent on sealing material and coil
viscosity	max. 37 mm ² /s (cst) or 5° E
material	Body and tube: AISI 303 Inner parts: stainless steel AISI 430 FR Sealing: see type selection
mounting	installation into fixed piping systems or by use of 2 threads on the bottom side
installation	in any position, preferable vertical fixed solenoid coil
unit of supply	without connector
electrical data	
voltage	DC voltage or AC voltage
standard voltage	24V DC, 24V AC, 230V AC
special voltage on request	6V-200V DC, 12V-240V, 50Hz or 60Hz
acceptable voltage tolerance	+/- 10%
power consumption	see specifications at solenoid coils
coil type	temperature class F (155°C), winding class H (180°C), coil E3 temperature class H
duty cycle	100% ED (DB), continuous operation
protection class	IP65 according DIN EN 60529 (DIN 40050) with correctly mounted connector
pneumatic – hydraulic	
flow medium	all liquids and gases, which don't attack the used material
max. body housing pressure	PN 100 (bar) up to DN 4mm, PN 25 (bar) from DN 5 – 10mm
response time	depending on operating pressure and fluid
special equipment on request	coil type with cable, coils for temperature class H (180°C), higher differential pressure, PTFE seal

E & OE: We reserve the right to change design, dimensions or materials without notice.

type 34A, normally closed													
type * (order-nr.)	NW DN (mm)	ports	maximum differential pressure in bar **										
			coil E1AA		coil E2AA		coil E3AE		coil EXFA		coil F1AA		kv- value (m³/h)
			~ (50Hz)	= (DC)	= (DC)	~ (50Hz)	= (DC)	~ (50Hz)	= (DC)	~ (50Hz)	= (DC)		
34A-2.15-.....	1,5	G 1/4	40	40				40	40			0,08	
34A-2.20-.....	2,0	G 1/4	35	35				35	35			0,13	
34A-2.25-.....	2,5	G 1/4	20	20	30	30	35	20	20			0,19	
34A-2.30-.....	3,0	G 1/4	8	12	25	23	28	16	12			0,25	
34A-2.35-.....	3,5	G 1/4	10	8	20	20	25	12	8			0,30	
34A-2.40-.....	4,0	G 1/4	6	4	14	17	22	7	3,5			0,37	
34A-2.50-.....	5,0	G 1/4	3,5	1	4	10	6	3	1	11	12	0,55	
34A-2.60-.....	6,0	G 1/4	0,9	0,5	1,9	3,5	2,5	1,4	0,4	7,5	5	0,67	
34A-3.80-.....	8,0	G 3/8	0,5	0,1	0,6	2	1	0,2	0,1	2,5	1,8	1,65	
34A-3.100-.....	10	G 3/8	0,4	0,05	0,3	1,2	0,5	0,07	-	1,7	0,9	1,95	

* Type designation (order-nr.) must be completed with sealing material, short circuit ring, coil and supply voltage. (see order code)

** At DC voltage all pressure specifications apply to a fluid temperature up to 80 °C. At higher fluid temperatures, the maximum differential pressure will be reduced by 0,4% / °C. All specifications refer to fluids with a maximum viscosity of 37 cst. (5°E). Higher viscosities cause extended response time and need a special specification of the valve.

sealing material	Code	fluid temperature	applicable for	standard voltage	Code
NBR (Perbunan)	B	max. 80°C	neutral gases and liquids	24V = DC	02400
EPDM	E	max. 120°C	hot water, steam, not for oil and grease	24V ~ (50Hz)	02450
FPM	V	max. 130°C	oil, petrol, oxygen, acids and bases	230V ~ (50Hz)	23050

coil power consumption at 20 °C, protection class, interface					
coil type	inrush power ~ (50Hz) VA	rated power ~ (50Hz) VA	power = (DC) (W)	protection class with/without connector	interface
E1AA	32	14	12	IP65 / IP00	Connector DIN EN 175301-803 (DIN 43650) type A
E2AA	-	-	17	IP65 / IP00	Connector DIN EN 175301-803 (DIN 43650) type A
E3AE	70	32	27	IP65 / IP00	Connector DIN EN 175301-803 (DIN 43650) type A
EXFA	9	9	10,3	IP65	Coil explosion proof according to ATEX II 2G Ex mb II T4, II 2D ExtDA21 IP65 T130°C, cable length 3m
F1AA	70	35	27	IP65 / IP00	Connector DIN EN 175301-803 (DIN 43650) type A

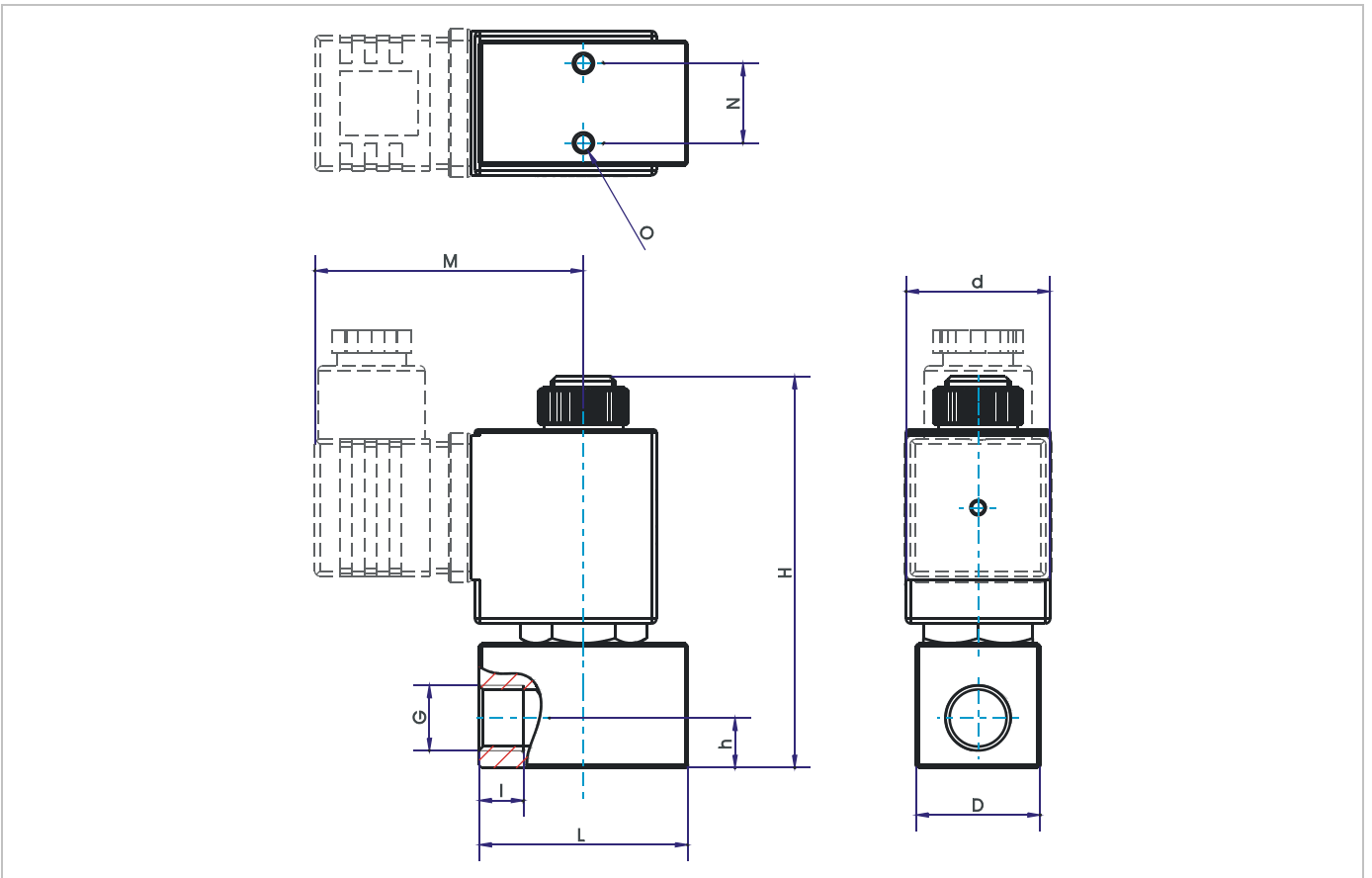
ORDER CODE	34 B - 2 V 60 F Z - D E1AA 02400									
	type	function	ports	seal material	nominal size seat	throw off spring	stroke compensation spring	short circuit ring	coil type	supply voltage
type	type 34, body and medium contacting parts stainless steel AISI 303									
function	A = normally closed, B = normally open									
ports	2 = G 1/4, 3 = G 3/8									
seal material	B = NBR (Perbunan), E = EPDM, V = FPM									
nominal size seat	15 = 1,5 mm, 20 = 2,0 mm, 30 = 3,0 mm, 40 = 4,0 mm, 80 = 8,0 mm, 100 = 10,0 mm									
throw off spring	only normally open – see specific type									
stroke compensation spring	Z = only normally open									
short circuit ring	A = copper short circuit ring, X = without short circuit ring, B = solid silver C = copper gold-plated, D = copper chemical nickel-plated									
coil type	see specifications of the particular coil									
supply voltage	always 5-digit, see code of standard voltage									

type 34B, normally open

type * (order-nr.)	NW DN (mm)	ports	maximum differential pressure in bar **				kv-value (m³/h)	
			coil E1AA	coil EXFA	coil E3AE			coil F1AA
			~ (50Hz) and = (DC)	~ (50Hz) and = (DC)	~ (50Hz)	= (DC)		~ (50Hz) and = (DC)
34B-2.15CZ-E...	1,5	G1/4	35	35				0,08
34B-2.20CZ-E...	2,0		22	22				0,13
34B-2.25CZ-E...	2,5		13	13				0,19
34B-2.30CZ-E...	3,0		10,5	10,5				0,25
34B-2.35CZ-E...	3,5		6,5	6,5				0,30
34B-2.40CZ-E...	4,0		5,5	5,5				0,37
34B-2.50FZ-.....	5,0				9		9	0,55
34B-2.60FZ-.....	6,0				6		6	0,67

* Type designation (order-nr.) must be completed with sealing material, short circuit ring, coil and supply voltage. (see order code)

** Higher differential pressures on request.



Dimension table for type 34 in mm, weight approx. in g

G	coil	N	O	H		M	d	h	l	L	D	Weight (g)	
				34A-	34B-							34A-	34B-
G 1/4	E1	16	M4	79	85.5	55	30	10	9	42	25	333	353
	E2					57	35					399	419
	E3					56	36					419	439
	EX					54	36					673	693
	F1					57	38					489	479
G 3/8	E1	16	M4	79	85.5	55	30	12	10	45	32	325	345
	E2					57	35					391	411
	E3					56	36					411	431
	EX					54	36					665	685
	F1					57	38					481	471